



PEAK CAPITAL
TRADING

TradeBook: Achieving Your Trading Goals

PRESENTED BY: Mike B.

DISCLAIMER

PeakCapitalTrading.com employees, contractors, shareholders and affiliates, are **NOT an investment advisory service, a registered investment advisor or a broker-dealer** and does not undertake to advise clients on which securities they should buy or sell for themselves.

You understand that **NO content published as part of the PeakCapitalTrading Room and its Website constitutes a recommendation** that any particular investment, security, portfolio of securities, transaction or investment strategy is suitable for any specific person.

You further understand that **none of the creators or providers of our Services or their affiliates will advise you personally** concerning the nature, potential, value or suitability of any particular investment, security, portfolio of securities, transaction, investment strategy or other matter.

Mike Baehr

- History Prior to Trading:
 - 23 Years in United State Marine Corps
 - Curriculum Developer
 - BA in Accounting
 - MS in Forensic Accounting
- Trading History:
 - Started Trading in 2008
 - Began Day Trading in 2018
 - Join Bear Bull Traders in 2020
- Trading Strategies:
 - Break High of Day
 - Failed High of Day Break
- Hobbies:
 - Volunteer in the Local Community
 - Cooking
 - Running (Soccer Referree)



Overview

- Goals
- TradeBook
- 5 Trade Rule
- Equity Curve Simulator
- 5 Trade Rule Scenarios
- Questions



Goals

- Let's get real for a moment
- **Don't Focus on the Money**, Focus on the Process
- How do we do it?
- Having Performance & Process Goals
- What is the difference between:
 - I want to make \$250 dollars a day
 - I want to make 2R a day
- At the end of the day, they are both **OUTCOME** driven

Make Money



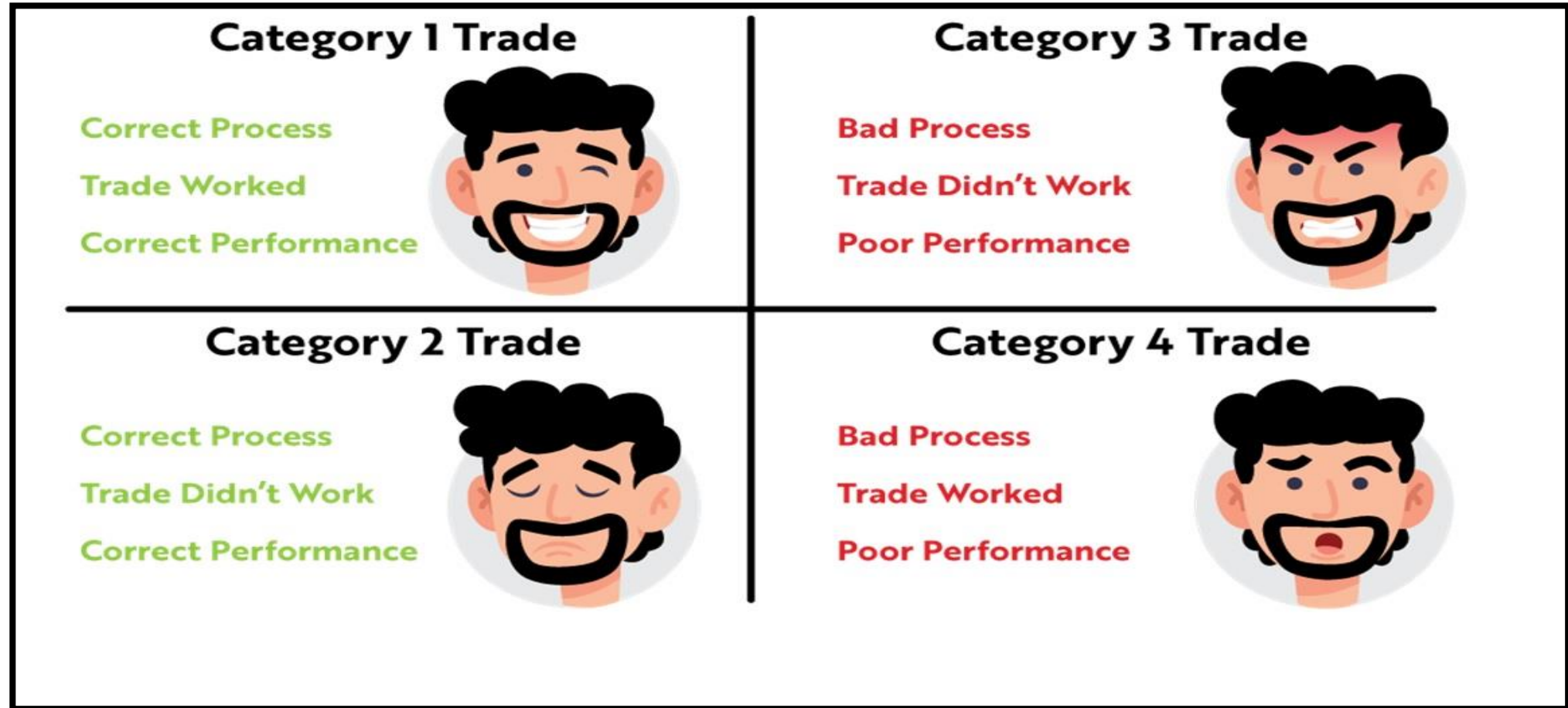
Goals

- Outcome Goals: You don't Control



Goals

- Performance/Process Goals: You Control



Execute 3 – 5 Category 1 & 2 TradeBook Trades



THE BASICS

- Learn trading terminology.
- What markets will you trade?
- What tools & software will you need?
- What community will you join?

THE MONEY

- What capital will you trade with?
- Learn to manage your account.
- What are you willing to risk per trade?
- How will you learn to control your risk?

YOUR MINDSET

- Develop your trading mindset by learning the psychology of trading.
- How will you control your emotions?
- How will you deal with winning & losing?

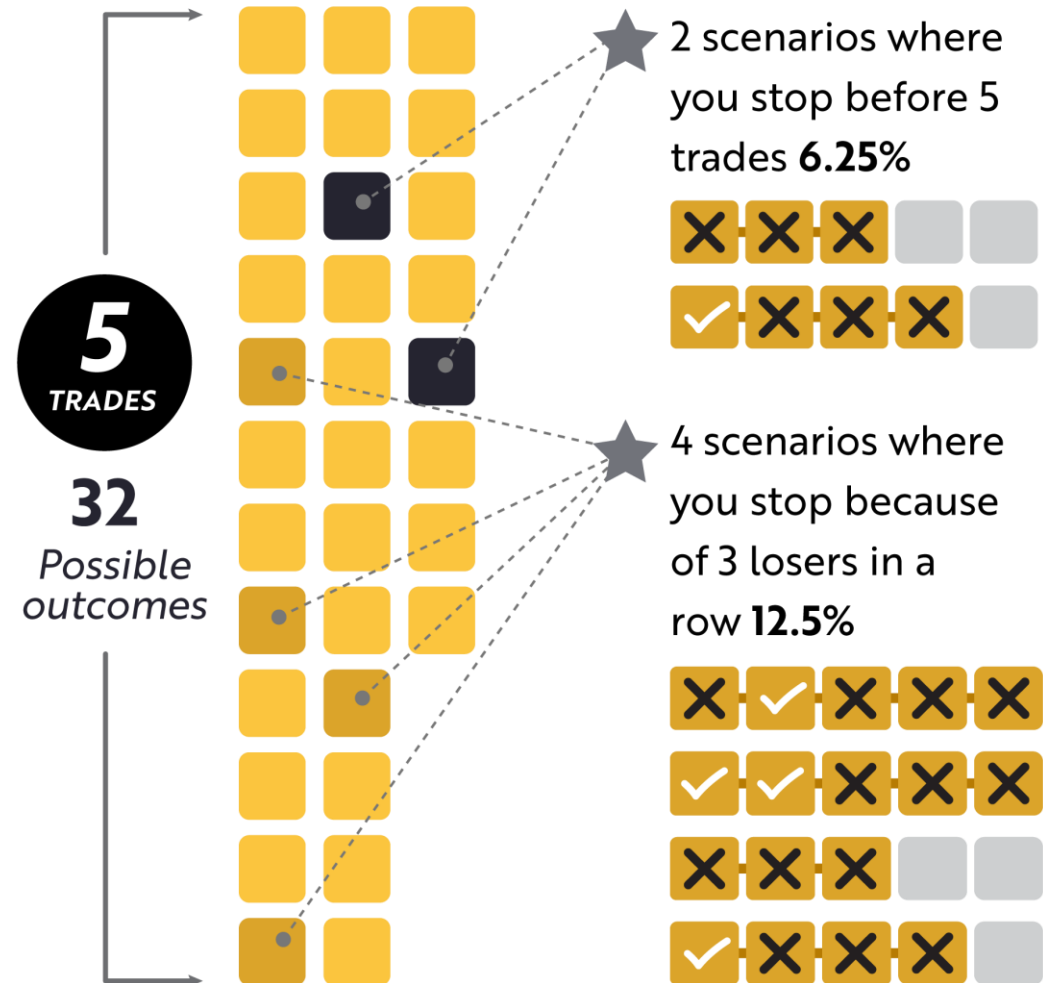

TRADE-BOOK

- Create your own TradeBook.
- Find your most profitable strategies.
- Develop your edge.
- Hone your trade management skills.

THE DRIVE

- Practice your resilience.
- Develop your passion for day trading.
- How will you get through the hard patches?
- How will you keep the fire in your belly?

5 Trade Rule





WINNING %

AVERAGE WINNER

AVERAGE LOSER

AVERAGE TRADES PER DAY

DISCIPLINE

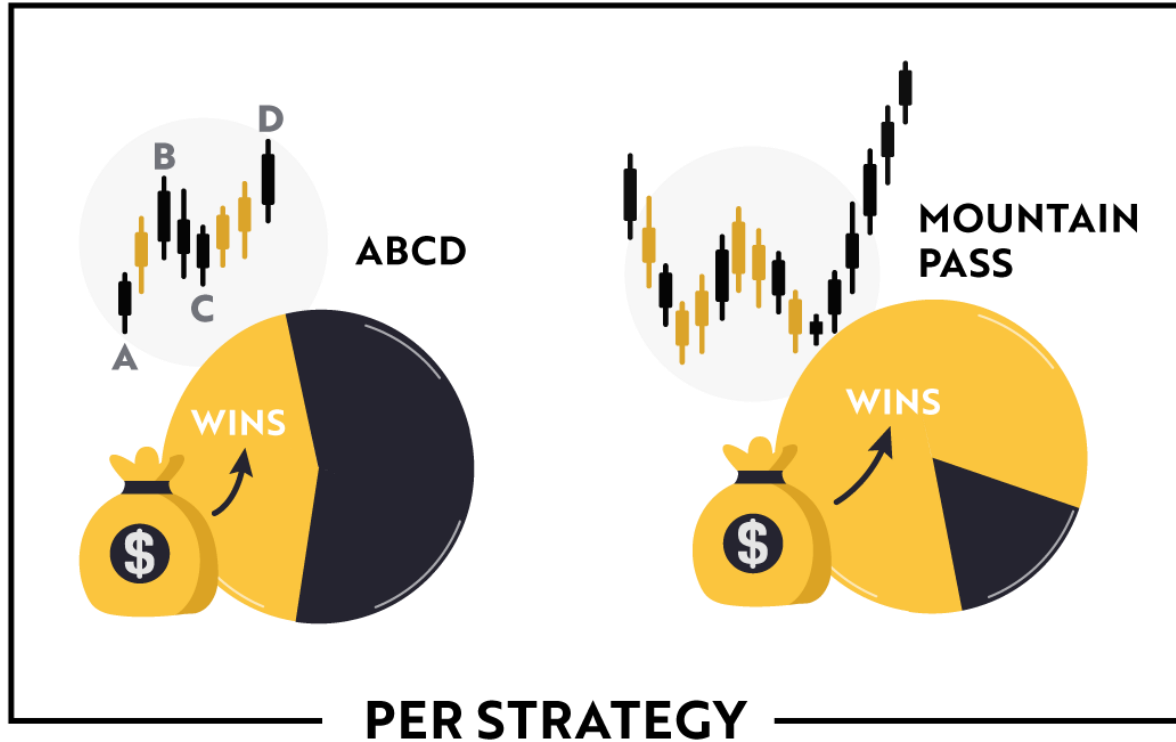


5 Trade Rule

AVERAGE WINNER

The average amount that you win *per winning trade*.

$$\text{Total profit} \div \text{Winning trades}$$

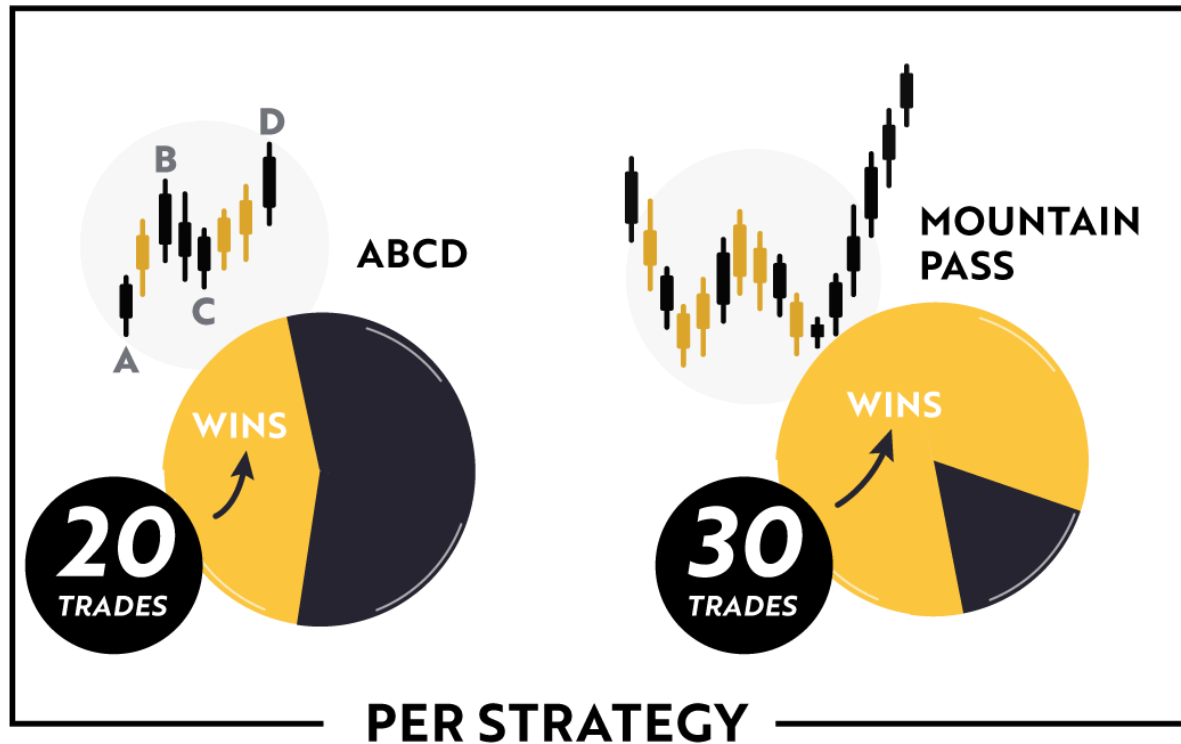


5 Trade Rule

WINNING PERCENTAGE

The probability of your *trade working out*.

$$\text{Total winning trades} \div \text{Total trades taken}$$

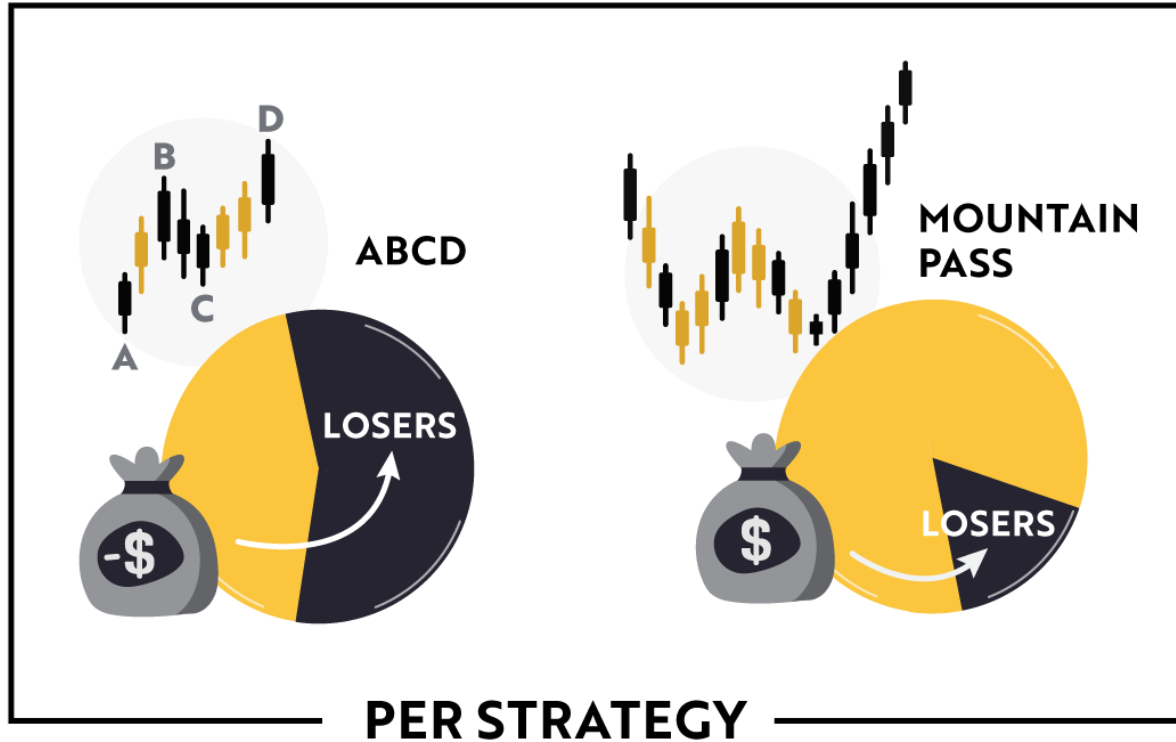


5 Trade Rule

AVERAGE LOSER

The average amount that you lost *per losing trade*.

$$\text{Total losses} \div \text{Losing trades}$$

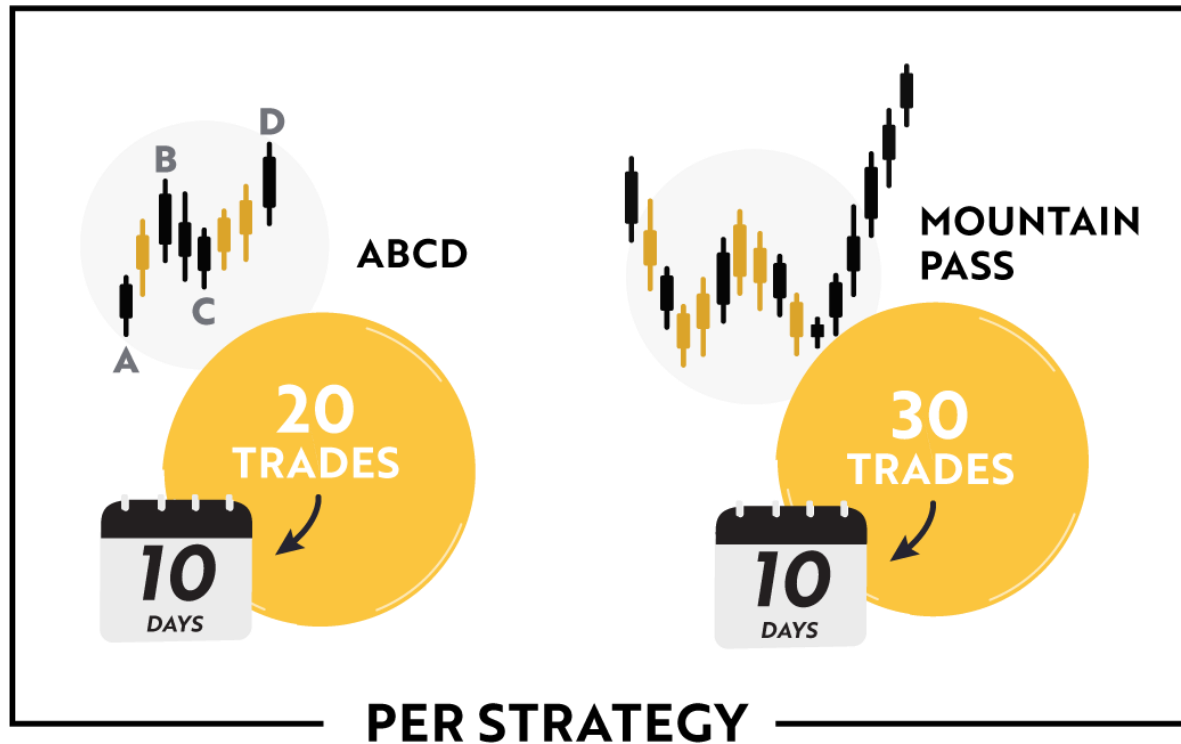


5 Trade Rule

AVERAGE TRADES PER DAY

Determines the number of *trades taken in a day*.

Total trades in a period ÷ Total trading days in a period

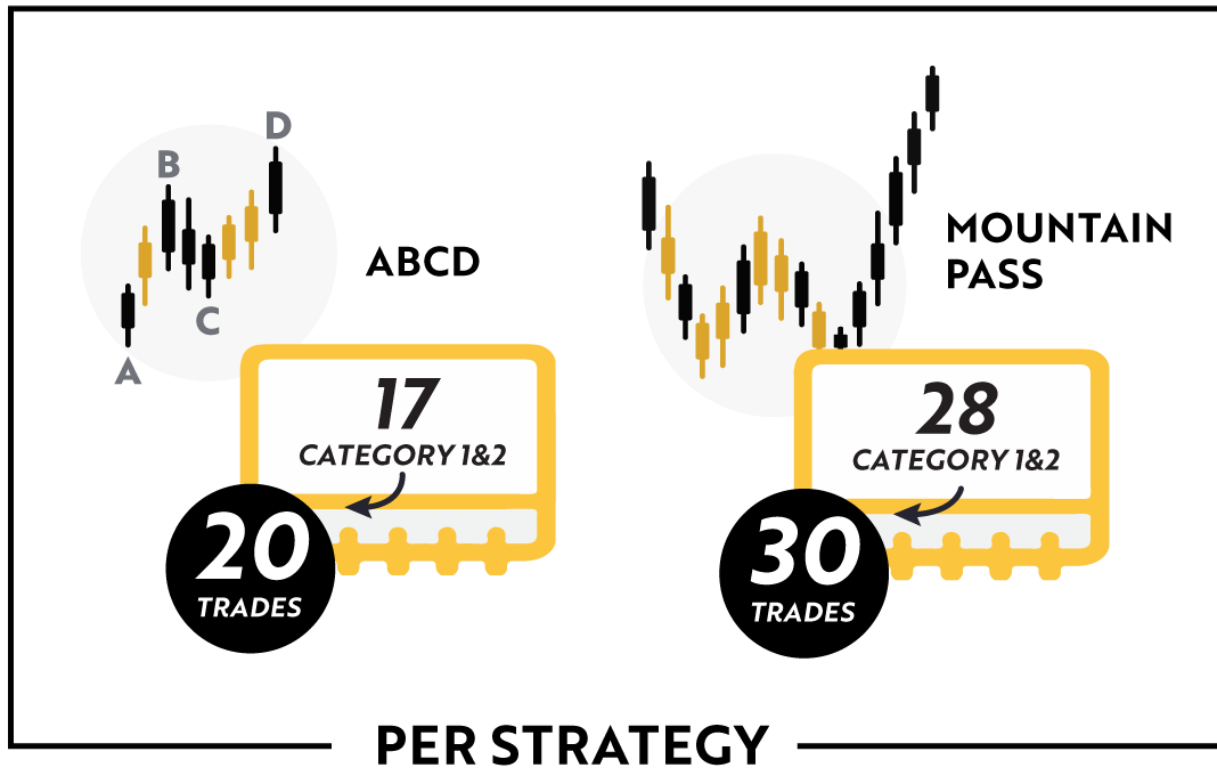


5 Trade Rule

DISCIPLINE TO STICK TO YOUR PLAN

Your ability to execute
category *1 & 2 TradeBook Trades*

$$\frac{\text{Total number of category 1\&2 trades}}{\text{Total number of trades taken}}$$



EquityCurveSimulator.com

help MetaTrader MultiCharts

start equity 25000 €

win probability 60 %

win : loss relation 2 :1

number of trades 60

number of lines 20

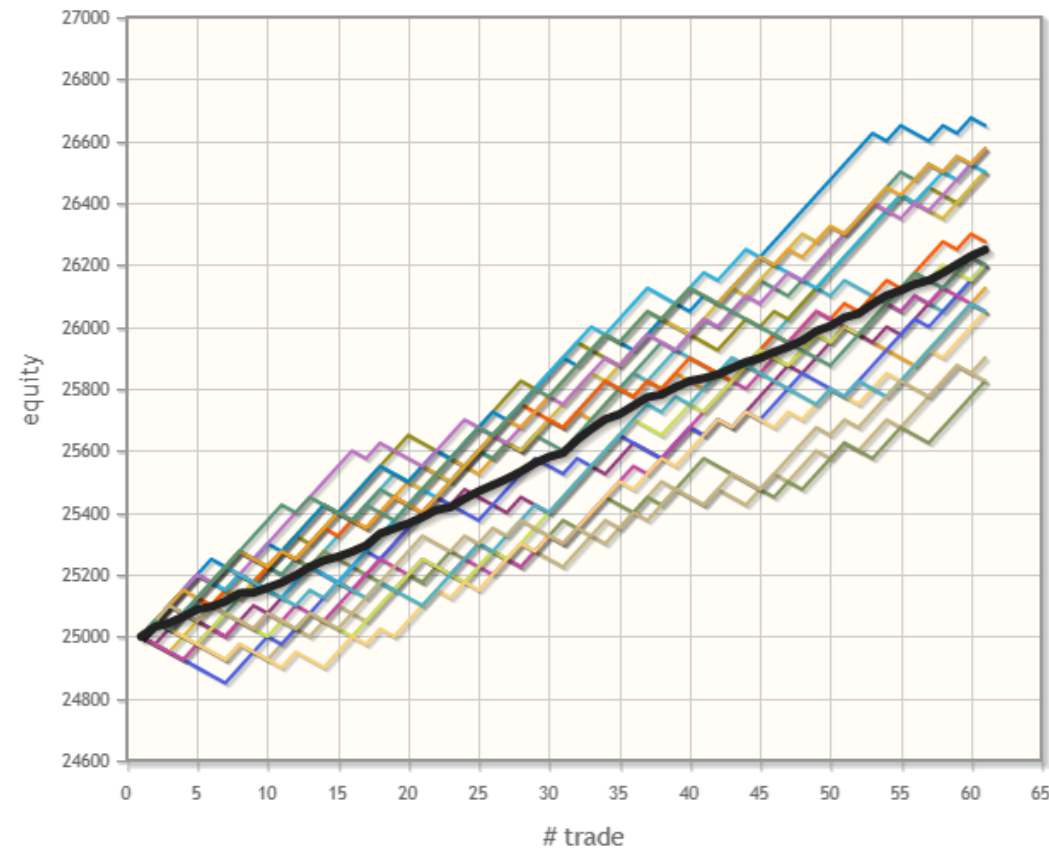
risk per trade 25 € ▾

scale normal ▾

start simulation

Enter own Trackrecord

[deeplink to result](#)



Kelly: 0.40 Expectation: 0.80

biggest max drawdown: 1.0% (250€) avg. max drawdown: 0.4%

min. Equity: 24850€ max. Equity: 26675€

avg. performance: 5.0% (1249€)

return on max drawdown: 5.0

max consecutive winner: 11 max consecutive loser: 10

EquityCurveSimulator.com

help MetaTrader MultiCharts

start equity 25000 €

win probability 70 %

win : loss relation 3 :1

number of trades 80

number of lines 20

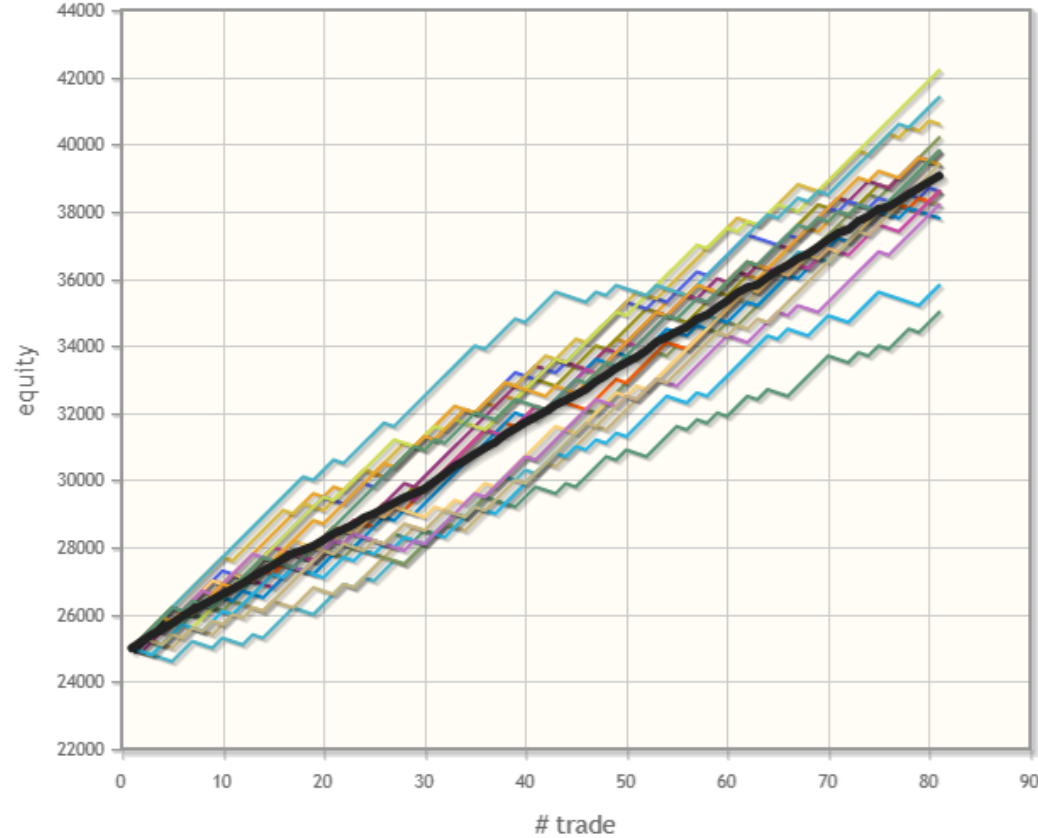
risk per trade 100 €

scale normal

start simulation

Enter own Trackrecord

[deeplink to result](#)



Kelly: 0.60 Expectation: 1.80

biggest max drawdown: 1.8% (500€) avg. max drawdown: 1.1%

min. Equity: 24600€ max. Equity: 42200€

avg. performance: 56.2% (14060€)

return on max drawdown: 28.1

max consecutive winner: 17 max consecutive loser: 5

EquityCurveSimulator.com

help MetaTrader MultiCharts

start equity 25000 €

win probability 26.7 %

win : loss relation 2 :1

number of trades 184

number of lines 20

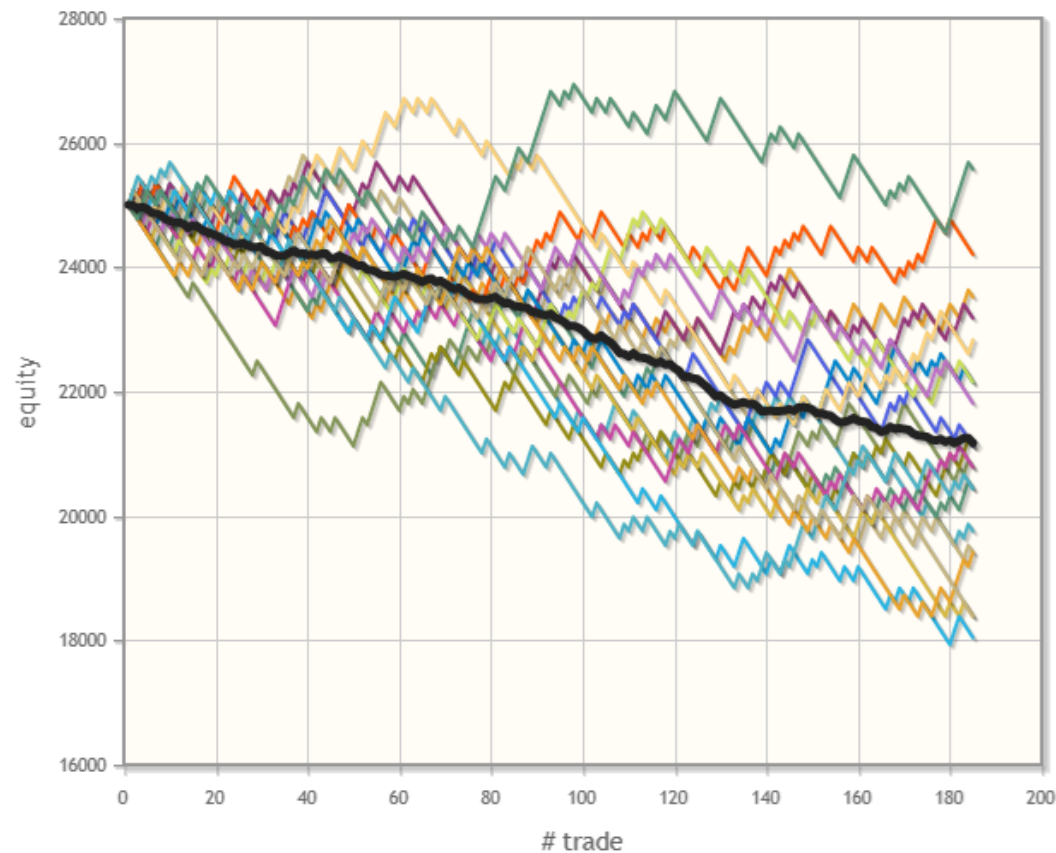
risk per trade 114.06 €

scale normal

start simulation

Enter own Trackrecord

[deeplink to result](#)



Kelly: -0.10 Expectation: -0.20

biggest max drawdown: 29.3% (7414€) avg. max drawdown: 19.1%

min. Equity: 17928€ max. Equity: 26939€

avg. performance: -15.3% (-3827€)

return on max drawdown: -0.5

max consecutive winner: 5 max consecutive loser: 19

EquityCurveSimulator.com

help MetaTrader MultiCharts

start equity 25000 €

win probability 36 %

win : loss relation 2 :1

number of trades 40

number of lines 20

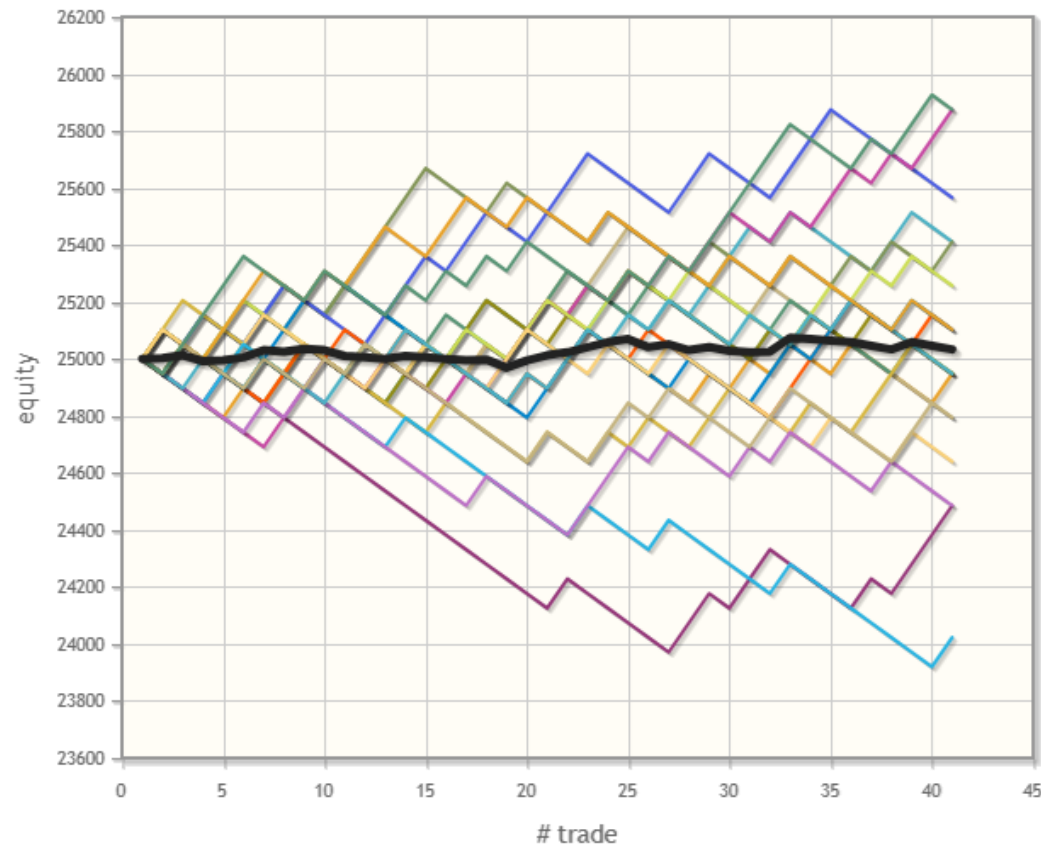
risk per trade 51.45 €

scale normal

start simulation

Enter own Trackrecord

[deeplink to result](#)



Kelly: 0.04 Expectation: 0.08

biggest max drawdown: 4.5% (1132€) avg. max drawdown: 1.8%

min. Equity: 23920€ max. Equity: 25926€

avg. performance: 0.1% (33€)

return on max drawdown: 0.0

max consecutive winner: 5 max consecutive loser: 16

5 Trade Rule Scenarios

WINNING %
70%

AVG WINNER
\$250

AVG LOSER
\$125

RISK/REWARD
1:2

AVG TRADES
4

DISCIPLINE
90%

✗ ✗ ✗ □ □ **-\$375**

✓ ✗ ✗ ✗ □ **-\$125**

✓ ✓ ✗ ✗ ✗ **\$125**

✗ ✓ ✗ ✗ ✗ **-\$250**

5 Trade Rule Scenarios

WINNING %
70%

AVG WINNER
\$375

AVG LOSER
\$125

RISK/REWARD
1:3

AVG TRADES
4

DISCIPLINE
90%

✗ ✗ ✗ □ □ **-\$375**

✓ ✗ ✗ ✗ □ **\$0**

✓ ✓ ✗ ✗ ✗ **\$375**

✗ ✓ ✗ ✗ ✗ **-\$125**

5 Trade Rule Scenarios

WINNING %
70%

AVG WINNER
\$500

AVG LOSER
\$125

RISK/REWARD
1:4

AVG TRADES
4

DISCIPLINE
90%

✗ ✗ ✗ □ □ **-\$375**

✓ ✗ ✗ ✗ □ **\$125**

✓ ✓ ✗ ✗ ✗ **\$625**

✗ ✓ ✗ ✗ ✗ **\$0**

5 Trade Rule Scenarios

WINNING %
70%

AVG LOSER
\$125

AVG TRADES
4

AVG WINNER
\$625

RISK/REWARD
1:5


DISCIPLINE
90%

✗ ✗ ✗ □ □ **-\$375**

✓ ✗ ✗ ✗ □ **\$250**

✓ ✓ ✗ ✗ ✗ **\$875**

✗ ✓ ✗ ✗ ✗ **\$125**



Execute 3 – 5 Category 1 & 2 TradeBook Trades



mike@peakcapitaltrading.com