



How to Transition to Live Trading

PRESENTED BY:

Mike B.

DISCLAIMER

BearBullTraders.com employees, contractors, shareholders and affiliates, are **NOT an investment advisory service, a registered investment advisor or a broker-dealer** and does not undertake to advise clients on which securities they should buy or sell for themselves.

You understand that **NO content published as part of the Bear Bull Trading Room and its Website constitutes a recommendation** that any particular investment, security, portfolio of securities, transaction or investment strategy is suitable for any specific person.

You further understand that **none of the creators or providers of our Services or their affiliates will advise you personally** concerning the nature, potential, value or suitability of any particular investment, security, portfolio of securities, transaction, investment strategy or other matter.

Overview

- When to Transition to Live Trading
- Broker Considerations
- Traders Business Plan & TradeBook
- Psychology: First Few Weeks/Increased Risk
- Considerations for Returning to Simulator



When to Transition to Live Trading

- What Metrics should you use

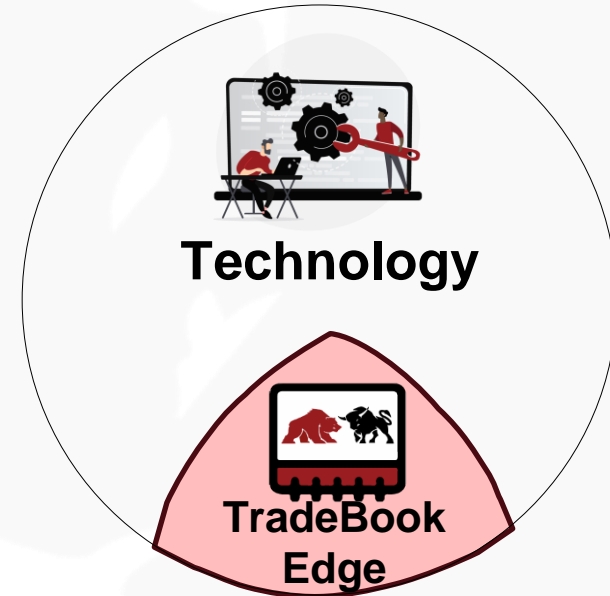
- Consecutive Green days?
- \$/"R" you make in simulator?
- Winning %?
- Non-monetary "Stopping Out"?
- Measurement of Confidence?
 - Strategy sets
 - Risk management
 - Trade management
 - Yourself

| November | | | | | | |
|----------|-----|-----|-----|-----|-----|-----|
| Sun | Mon | Tue | Wed | Thu | Fri | Sat |
| 30 | 31 | 1 | 2 | 3 | 4 | 5 |
| 6 | 7 | 8 | 9 | 10 | 11 | 12 |
| 13 | 14 | 15 | 16 | 17 | 18 | 19 |
| 20 | 21 | 22 | 23 | 24 | 25 | 26 |
| 27 | 28 | 29 | 30 | 1 | 2 | 3 |



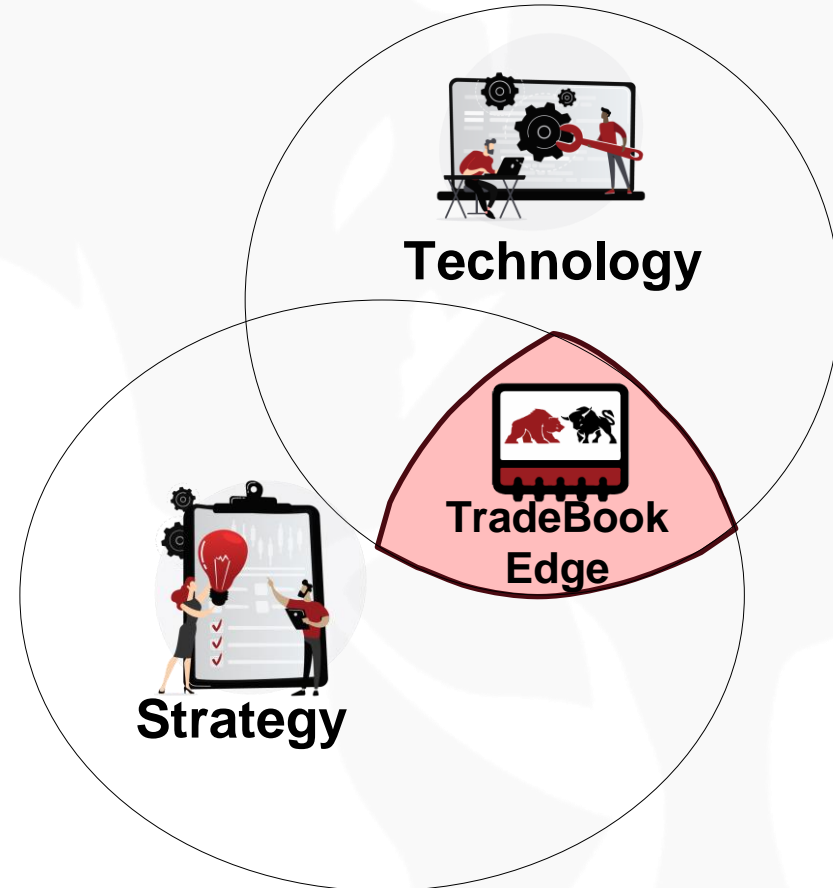
When to Transition to Live Trading

- When you have 100% confidence in your TradeBook Edge
- Technology
 - Know your trading platform
 - Identified the need for trading scanners
 - Identified your broker
 - Trading desk is setup
 - Apart of a community
 - Confidence in your hotkeys
 - Solid journal



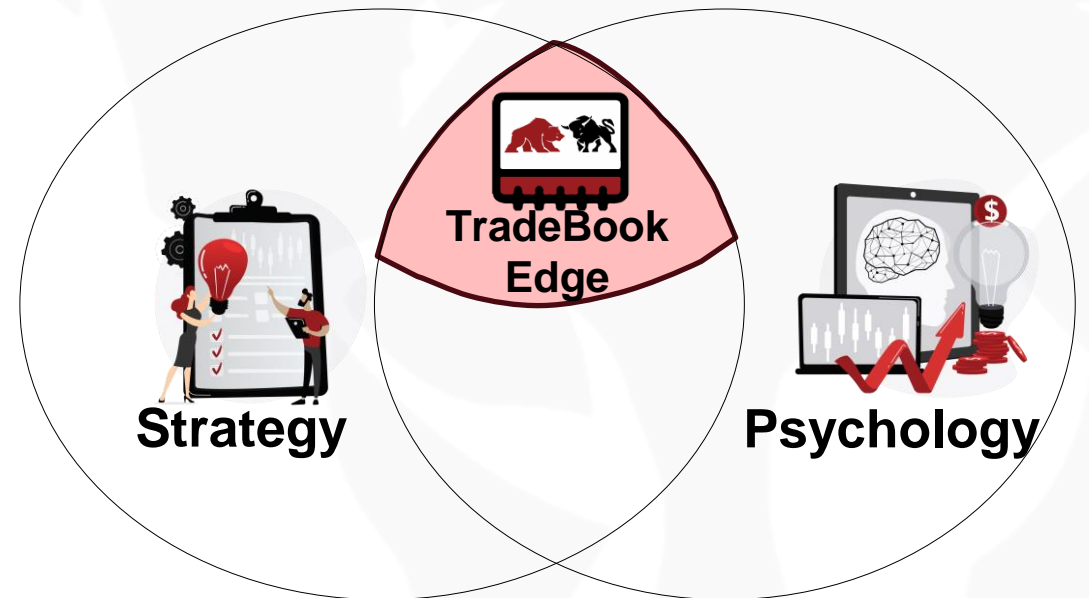
When to Transition to Live Trading

- Strategy
 - Believe in your trading plan strategy
 - Time
 - Indicators
 - Confirmations
 - Entry point
 - Stop Loss
 - Money & risk management
 - Trade management
 - Know your trading rules
 - Know your trading framework



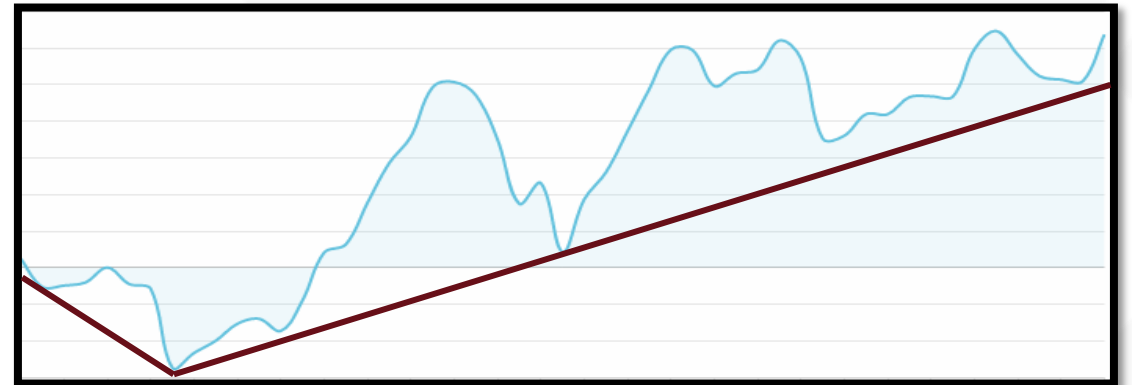
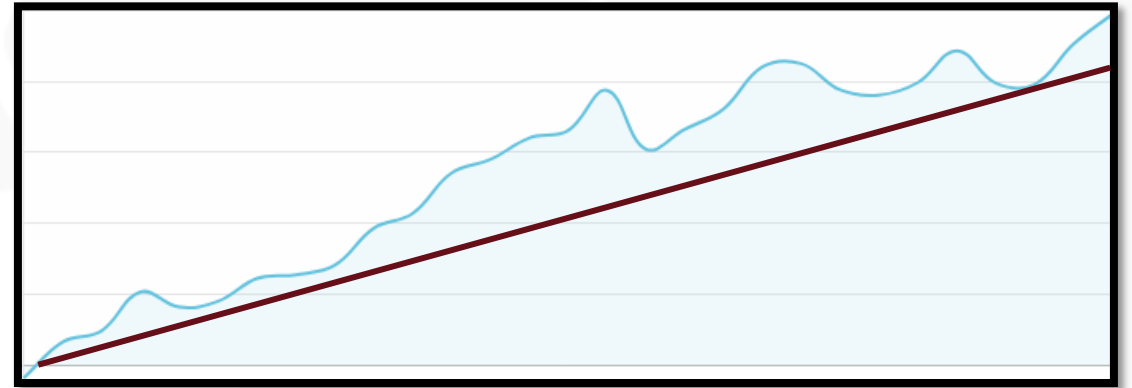
When to Transition to Live Trading

- Psychology
 - Identified who you are
 - Trader personality and trading style
- Mental training plan
 - Psychology journal created
 - Personal performance profile
 - SMART goals identified



When to Transition to Live Trading

- TradeBook Edge
- 100% confidence in TradeBook Edge
 - Focus on the real issue
 - Allows you to open the door to yourself
- Equity Curve Comparison
 - Emotions are now involved
 - Mind wants to blame the strategy
 - Mind want to divert attention away from itself



Broker Considerations

- Broker Interactive Brokers (IBKR)
 - US Residents need minimum of \$25,000 plus capital to trade
 - Outside US minimum capital requirements vary based on location
- Application Process
 1. Fill out IBKR application online Lite/Pro (Plan at least a week)
 2. Choose your trading platform (TWS or DAS Trader Pro)
 - <https://bearbulltraders.com/request-special-das-package-for-ib-traders/>
 3. Select Commission Structure (Tiered, Fixed, Free)
 4. Fund your account (Wired, Bank ACH, Check, other)
- DAS Trader Pro Routing
 - Limit orders (SMRTL)
 - Market orders (SMRTM)



DAS TRADER
Empowering Active Traders

Broker Considerations

- Broker Capital Markets Elite Group (CMEG)

- No PDT Rule
- Canadians cannot use. Use Interactive Brokers Canada if under \$25,000

- Application Process

1. Fill out CMEG application online Standard/Active/Enhanced (Plan at least 2 weeks)
2. Choose your trading platform (Sterling Trader Pro or DAS Trader Pro)
3. Select Commission Structure
4. Fund your account (Bank that does international wired transfers)

- DAS Trader Pro Routing

- Limit orders (Limit)
- Market orders (Market)

Capital Markets
ELITE GROUP™



DAS TRADER
Empowering Active Traders

Traders Business Plan & TradeBook

- Traders Business Plan

- Timeline
- SWOT analysis
- Trading timeline goals

- TradeBook

- Technology
- Strategy
- Psychology
 - You want to prepare for what is to come but you won't know until you start live trading
- TradeBook Edge
 - You identify your edge in sim, but you refine it while trading live



Psychology: First Few Weeks/Increased Risk

- Best Case Scenario
 - Big winner that boost your account & confidence
 - Emotions are heightened but only enter the Peak Performance Zone
 - End your first month green with little performance decrease
 - Follow your trading rules and never break them
 - Equity curve is upward sloping



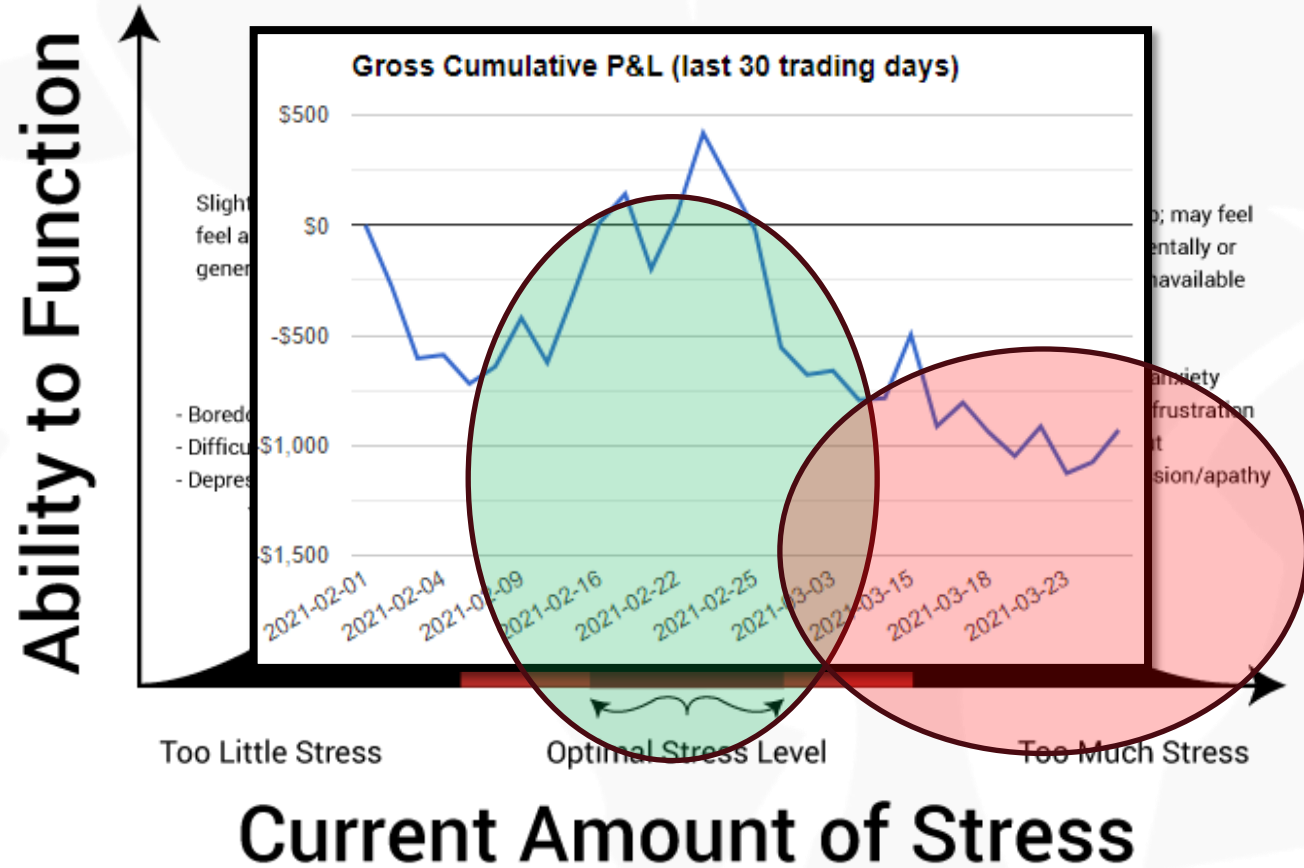
Psychology: First Few Weeks/Increased Risk

- Worst Case Scenario
 - Big loser that destroys your account & confidence
 - Emotions are out of control
 - Don't make it through the first month without blowing up your account
 - Break your trading rules constantly
 - Equity curve is sloping downward or erratic



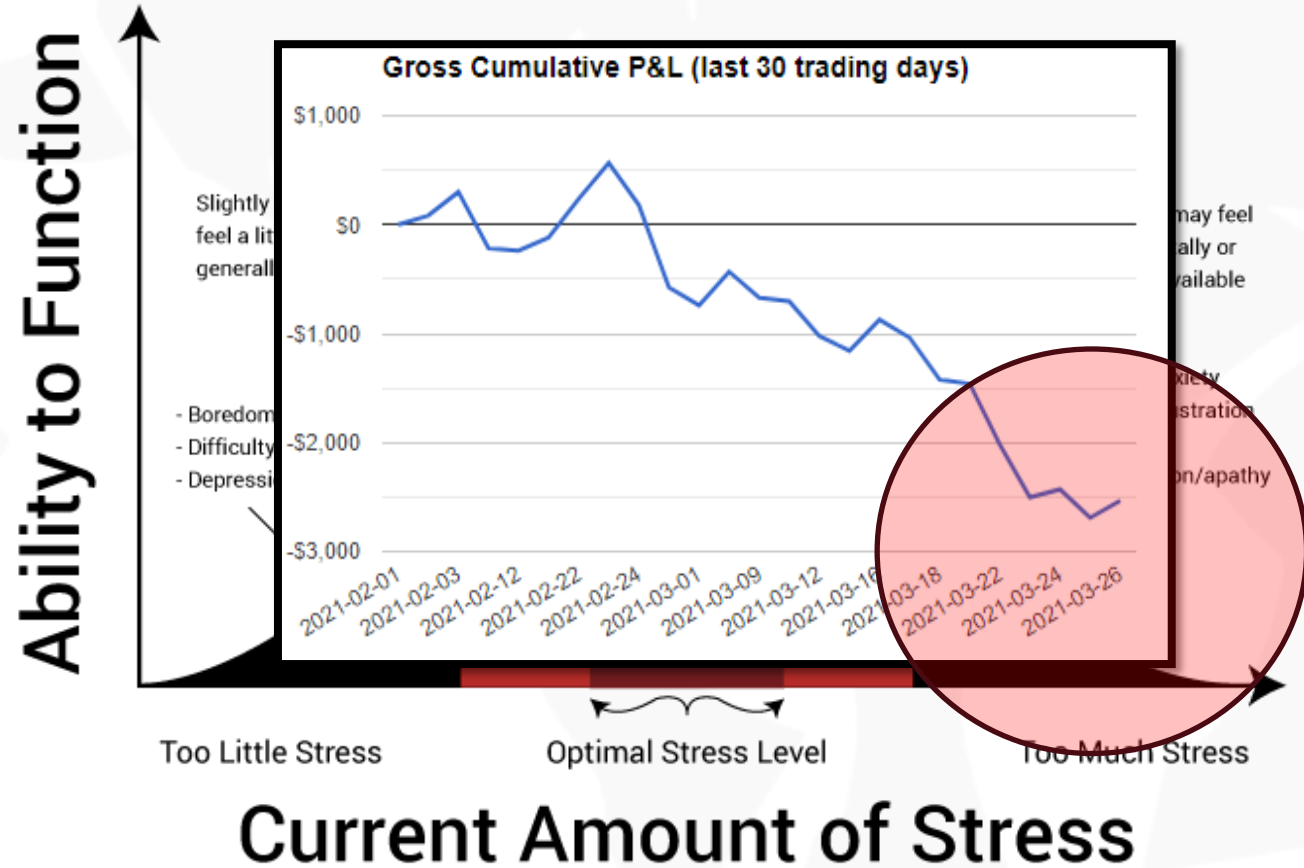
Psychology: First Few Weeks/Increased Risk

- Most Likely Scenario
 - Some small and big winners and losers
 - Expect a decrease in your account
 - Emotions are going to heighten often fluctuating between optimal and too much
 - Some days you break rules some days you don't
 - Build and lose confidence depending on your results at the end of the day
 - Fluctuate between focusing on the process and outcome of trades
 - Performance decreases from the simulator
 - Hesitation is going to be introduced
 - Equity curve is sloping downward or upward with big drops




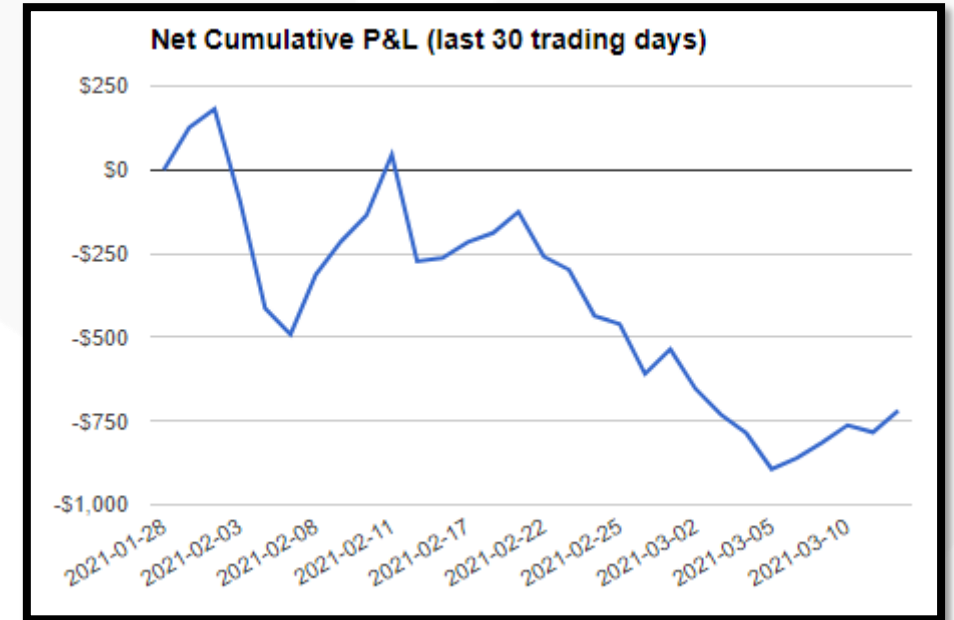
Psychology: First Few Weeks/Increased Risk

- Inevitable Losing Streak Scenario
 - Going to happen
 - Eat away at your confidence
 - Believe in your strategy or going search for a new one
 - Need a plan to deal with it
 - Desire to succeed is key to getting through it
 - Equity curve is downward sloping with increasing volatility



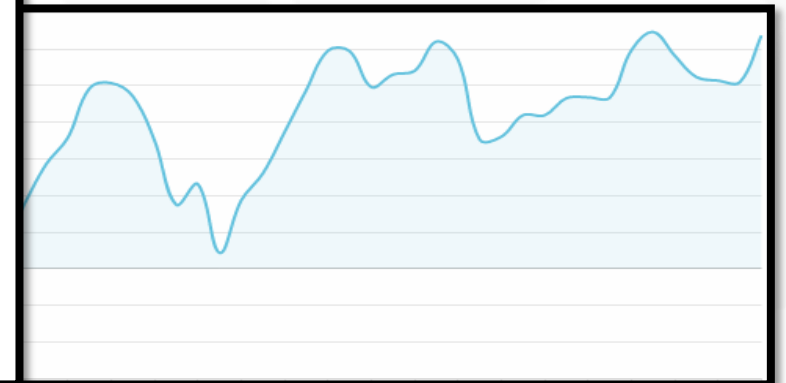
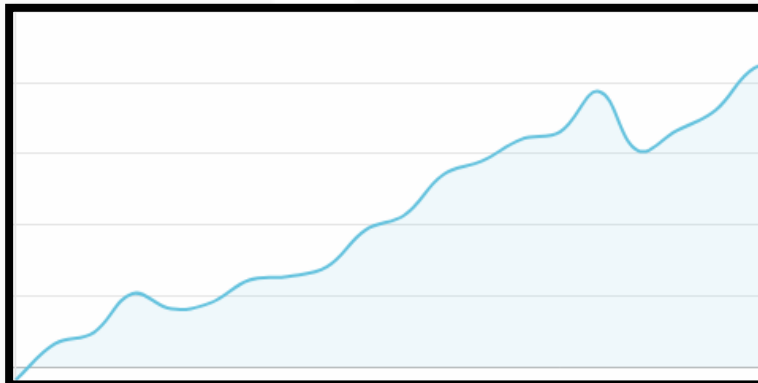
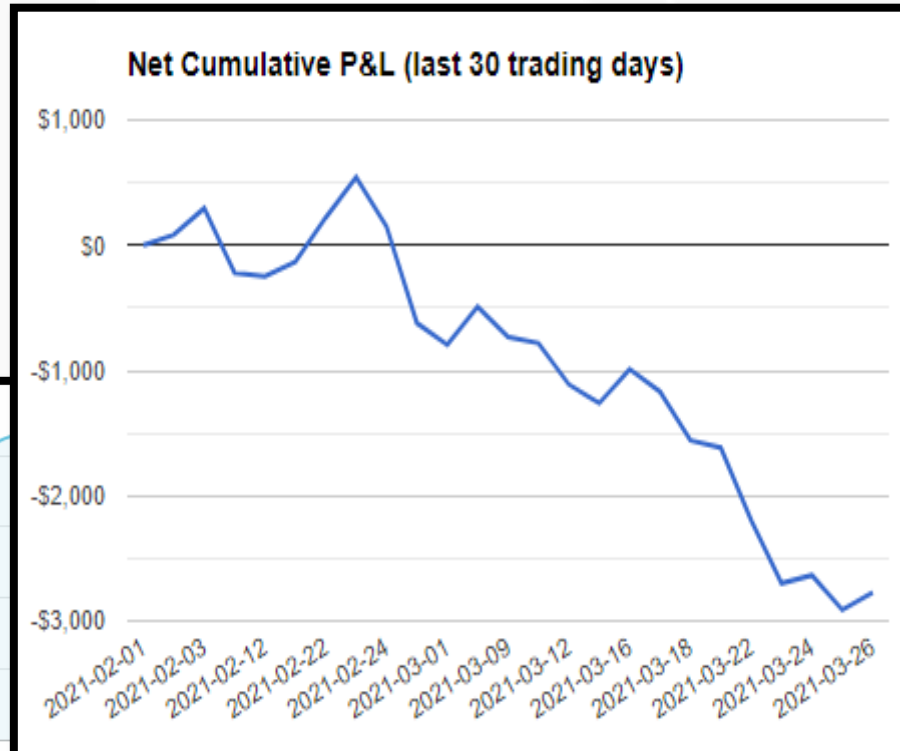
Considerations for Returning to Simulator

- #1 Equity Curve
- Decrease of 6% in your account
- Losing Streak
- Cutting your winners short
- Holding your losers too long/Violating Stop Loss
- Trading outside of your TradeBook Edge



Considerations for Returning to Simulator

- **Live Trading** is not going to be build **Confidence** in a **Strategy** that is done in Simulator
- **Live Trading** builds **Confidence** in **YOURSELF** to execute your **Strategy** properly





mike@bearbulltraders.com