

Additional examples of Level 2 signals:  
Underlying large Bids: *Bearish*



# Examples of Large Underlying Bids Ladder: **Bearish**

MARA 19.8 -- 19.81		Maratho...	
Last [19.8088] ↓ 0.381 (-1.9%)		Vol [43,802,679]	
PCL [20.19]		Q	
Bid-Ask Spread: 0.01		S	
Lvl1	19.8	19.81	
NSDQ	19.670	9	NQBX 19.940 31
ACB	19.670	2	NSDQ 19.940 11
NSDQ	19.660	9	ACB 19.940 2
ACB	19.660	2	NSDQ 19.950 9
NSDQ	19.650	9	ACB 19.950 2
ACB	19.650	2	NSDQ 19.960 8
NSDQ	19.640	7	ACB 19.960 1
ACB	19.640	4	NSDQ 19.970 7
NSDQ	19.630	7	ACB 19.970 3
ACB	19.630	3	NSDQ 19.980 3
NSDQ	19.620	8	ACB 19.980 1
ACB	19.620	1	NSDQ 19.990 26
NSDQ	19.610	9	ACB 19.990 1
ACB	19.610	1	NSDQ 20.000 24
NSDQ	19.600	885	ACB 20.000 5
ACB	19.600	2	ACB 20.020 1
NSDQ	19.590	23	ACB 20.030 6
ACB	19.580	11	NSDQ 20.030 1
NSDQ	19.580	9	NSDQ 20.040 0
NSDQ	19.570	1	NSDQ 20.050 40
ACB	19.570	0	NSDQ 20.060 0
NSDQ	19.560	1	NSDQ 20.070 0
ACB	19.560	1	NSDQ 20.080 0
NSDQ	19.550	5	NSDQ 20.090 1
ACB	19.540	2	NSDQ 20.100 2
NSDQ	19.540	0	NSDQ 20.140 4
NSDQ	19.530	1	NSDQ 20.150 0
ACB	19.530	0	NSDQ 20.190 8
NSDQ	19.520	3	NSDQ 20.200 2
ACB	19.520	0	GSCO 20.210 23
NSDQ	19.510	2	ACB 20.220 2
ACB	19.510	0	NSDQ 20.220 0
NSDQ	19.500	126	ACB 20.240 1
ACB	19.500	31	NSDQ 20.250 4
NSDQ	19.490	6	NSDQ 20.300 14
ACB	19.490	0	ACB 20.310 1
NSDQ	19.480	1	NSDQ 20.320 2
ACB	19.480	0	NSDQ 20.340 2
ACB	19.460	0	NSDQ 20.350 1
NSDQ	19.460	0	GSCO 20.360 23
ACB	19.450	1	ACB 20.380 1
NSDQ	19.450	0	NSDQ 20.400 7
ACB	19.440	0	ACB 20.400 2
NSDQ	19.440	0	NSDQ 20.420 4
ACB	19.430	0	NSDQ 20.430 10
NSDQ	19.430	0	NSDQ 20.450 15
ACB	19.420	3	ACB 20.450 0
NSDQ	19.410	7	ACB 20.470 1
NSDQ	19.400	834	XGIWD 20.470 1
ACB	19.400	1	NSDQ 20.480 11
ACB	19.390	1	NSDQ 20.500 44
NSDQ	19.390	0	ACB 20.500 11
NSDQ	19.380	1	NSDQ 20.540 9
ACB	19.380	0	NSDQ 20.550 16
NSDQ	19.370	1	NSDQ 20.560 1
ACB	19.370	0	NSDQ 20.570 1
NSDQ	19.360	1	NSDQ 20.580 45
NSDQ	19.350	3	ACB 20.580 0

Bids | Asks

MARA 17.7 -- 17.71		Maratho...	
Last [17.705] ↑ 1.995 (+10.1%)		Vol [31,952,520]	
PCL [19.7]		Q	
Bid-Ask Spread: 0.01		S	
Lvl1	17.7	17.71	
NSDQ	17.700	9	BATS 17.710 8
NSDQ	17.700	9	MIAX 17.710 4
ACB	17.700	7	NSDQ 17.710 2
ARCA	17.700	7	NSDQ 17.710 2
EDGX	17.700	5	ARCA 17.710 2
IEX	17.700	5	ACB 17.710 2
BATS	17.700	4	EDGX 17.710 1
NYSE	17.700	3	NSDQ 17.720 7
MEMX	17.700	3	MEMX 17.720 3
MIAX	17.700	3	NYSE 17.720 2
EDGA	17.700	1	IEX 17.720 2
NSDQ	17.690	12	ACB 17.720 2
ACB	17.690	8	NSDQ 17.720 1
NSDQ	17.680	11	NSDQ 17.730 25
ACB	17.680	3	ACB 17.730 5
NSDQ	17.670	19	NSDQ 17.740 12
ACB	17.670	5	ACB 17.740 4
NSDQ	17.660	11	EDGA 17.740 1
ACB	17.660	8	NSDQ 17.750 25
NSDQ	17.650	25	BYX 17.750 7
ACB	17.650	5	ACB 17.750 3
AMEX	17.650	1	NSDQ 17.760 20
NSDQ	17.640	20	ACB 17.760 6
ACB	17.640	9	NSDQ 17.770 21
NSDQ	17.630	13	ACB 17.770 4
ACB	17.630	9	NSDQ 17.780 11
NSDQ	17.620	10	ACB 17.780 5
ACB	17.620	7	AMEX 17.780 1
PSX	17.610	28	NSDQ 17.790 12
NSDQ	17.610	11	ACB 17.790 4
ACB	17.610	6	NSDQ 17.800 13
NSDQ	17.600	134	ACB 17.800 3
CHX	17.600	39	PSX 17.810 28
ACB	17.600	9	NSDQ 17.810 16
NSDQ	17.590	9	ACB 17.810 4
ACB	17.590	2	NSDQ 17.820 6
NSDQ	17.580	41	ACB 17.820 2
ACB	17.580	15	CHX 17.830 39
NSDQ	17.580	10	NSDQ 17.830 3
NQBX	17.570	8	ACB 17.830 2
NSDQ	17.570	22	NSDQ 17.840 19
ACB	17.560	2	NSDQ 17.850 37
NSDQ	17.550	26	ACB 17.850 2
ACB	17.550	2	NSDQ 17.860 3
NSDQ	17.540	5	ACB 17.860 2
ACB	17.540	2	NSDQ 17.870 23
NSDQ	17.530	305	ACB 17.870 1
ACB	17.530	2	NSDQ 17.880 18
ACB	17.520	9	ACB 17.880 8
NSDQ	17.520	9	NSDQ 17.890 11
NSDQ	17.510	13	NSDQ 17.900 15
ACB	17.510	4	ACB 17.900 2
NSDQ	17.500	810	NSDQ 17.910 1
ACB	17.500	25	ACB 17.910 0
NSDQ	17.490	113	NSDQ 17.920 1
ACB	17.490	0	NSDQ 17.930 1
NSDQ	17.480	31	NSDQ 17.940 0

Bids | Asks

MARA 17.94 -- 17.95		Maratho...	
Last [17.945] ↓ 1.755 (-8.9%)		Vol [22,379,243]	
PCL [19.7]		Q	
Bid-Ask Spread: 0.01		S	
Lvl1	17.94	17.95	
NSDQ	17.940	14	MIAX 17.950 3
NSDQ	17.940	13	ARCA 17.950 2
EDGX	17.940	8	NSDQ 17.950 2
BATS	17.940	7	NSDQ 17.950 2
ARCA	17.940	5	MEMX 17.950 1
MEMX	17.940	5	ACB 17.950 1
ACB	17.940	4	NSDQ 17.960 20
MIAX	17.940	4	EDGX 17.960 4
IEX	17.940	3	ACB 17.960 3
NYSE	17.940	3	NYSE 17.960 3
NSDQ	17.930	7	IEX 17.960 3
ACB	17.930	3	BATS 17.960 2
NSDQ	17.920	10	EDGA 17.960 1
ACB	17.920	3	NSDQ 17.970 6
NSDQ	17.910	6	ACB 17.970 5
ACB	17.910	4	NSDQ 17.980 8
NSDQ	17.900	334	ACB 17.980 4
ACB	17.900	7	NSDQ 17.990 10
ACB	17.890	34	ACB 17.990 4
NSDQ	17.890	7	NSDQ 18.000 15
AMEX	17.890	1	ACB 17.990 4
NSDQ	17.880	11	NSDQ 18.010 9
ACB	17.880	3	ACB 18.010 5
NSDQ	17.870	9	BYX 18.010 5
ACB	17.870	2	NSDQ 18.020 6
NSDQ	17.860	10	ACB 18.020 3
ACB	17.860	3	NSDQ 18.030 9
NSDQ	17.850	42	ACB 18.030 4
ACB	17.850	7	AMEX 18.030 1
NSDQ	17.840	12	NSDQ 18.040 7
ACB	17.840	2	ACB 18.040 3
NSDQ	17.830	4	NSDQ 18.050 5
ACB	17.830	2	ACB 18.050 5
NSDQ	17.820	3	NSDQ 18.060 5
ACB	17.820	1	ACB 18.060 2
PSX	17.810	19	NSDQ 18.070 3
NSDQ	17.810	7	ACB 18.070 2
ACB	17.810	3	NSDQ 18.080 3
NSDQ	17.800	1157	ACB 18.080 3
ACB	17.800	19	PSX 18.090 19
NSDQ	17.790	34	NSDQ 18.090 13
CHX	17.790	28	ACB 18.090 3
ACB	17.790	2	NSDQ 18.100 55
NSDQ	17.780	10	ACB 18.100 3
NQBX	17.780	7	NSDQ 18.110 4
ACB	17.780	0	ACB 18.110 3
NSDQ	17.770	21	NSDQ 18.120 11
ACB	17.770	1	ACB 18.120 2
NSDQ	17.760	1028	CHX 18.130 28
ACB	17.760	1	NSDQ 18.130 10
NSDQ	17.750	1183	ACB 18.130 1
ACB	17.750	74	NSDQ 18.140 13
BYX	17.750	1	NQBX 18.140 7
NSDQ	17.740	11	ACB 18.140 1
ACB	17.740	0	NSDQ 18.150 17
NSDQ	17.730	1	ACB 18.150 2
ACB	17.730	1	NSDQ 18.160 1
NSDQ	17.720	1	ACB 18.160 1

Bids | Asks

CLSK 15.27 -- 15.28		CleanSp...	
Last [15.27] ↑ 16.6 - 14.99		Vol [18,873,548]	
PCL [17.11]		Q	
Bid-Ask Spread: 0.01		S	
Lvl1	15.27	15.28	
ACB	15.230	4	NSDQ 15.340 12
NSDQ	15.220	27	ACB 15.340 2
ACB	15.220	3	NSDQ 15.350 15
ACB	15.210	12	ACB 15.350 4
NSDQ	15.210	7	NSDQ 15.360 12
NSDQ	15.200	915	ACB 15.360 2
ACB	15.200	15	NSDQ 15.370 10
NSDQ	15.190	10	ACB 15.370 2
ACB	15.190	2	PSX 15.380 32
NSDQ	15.180	10	NSDQ 15.380 12
ACB	15.180	2	ACB 15.380 2
NSDQ	15.170	10	ACB 15.390 11
ACB	15.170	2	NSDQ 15.390 9
NSDQ	15.160	12	CHX 15.400 45
ACB	15.160	3	NSDQ 15.400 13
NSDQ	15.150	41	ACB 15.400 3
ACB	15.150	6	NQBX 15.410 11
NSDQ	15.140	41	NSDQ 15.410 2
NSDQ	15.140	12	ACB 15.410 1
ACB	15.130	11	NSDQ 15.420 2
NSDQ	15.130	11	ACB 15.420 1
NSDQ	15.120	1	NSDQ 15.430 0
CHX	15.110	45	NSDQ 15.440 13
NSDQ	15.110	32	NSDQ 15.450 9
NSDQ	15.110	10	NSDQ 15.460 1
ACB	15.110	0	ACB 15.470 10
NSDQ	15.100	31	NSDQ 15.480 3
ACB	15.100	31	NSDQ 15.490 10
ACB	15.090	5	NSDQ 15.500 9
NSDQ	15.090	1	ACB 15.500 2
NQBX	15.080	11	NSDQ 15.520 1
NSDQ	15.080	3	ACB 15.530 4
ACB	15.080	2	NSDQ 15.540 3
NSDQ	15.070	10	NSDQ 15.550 2
ACB	15.070	1	ACB 15.550 0
NSDQ	15.060	5	ACB 15.570 0
ACB	15.060	0	NSDQ 15.580 2
NSDQ	15.050	72	ACB 15.580 0
ACB	15.050	9	NSDQ 15.600 10

# Example on AMD on 05/31/2023: **Bearish** price due to lower large Bids.

Current price is at **\$121.822**



Large **Immediate Bids** at \$121.81 that do not show bearish stacking behavior. (They are not stepping up).

There are also large **Underlying Bids** at \$121.80 and \$121.78.



Current price is at **\$121.73**



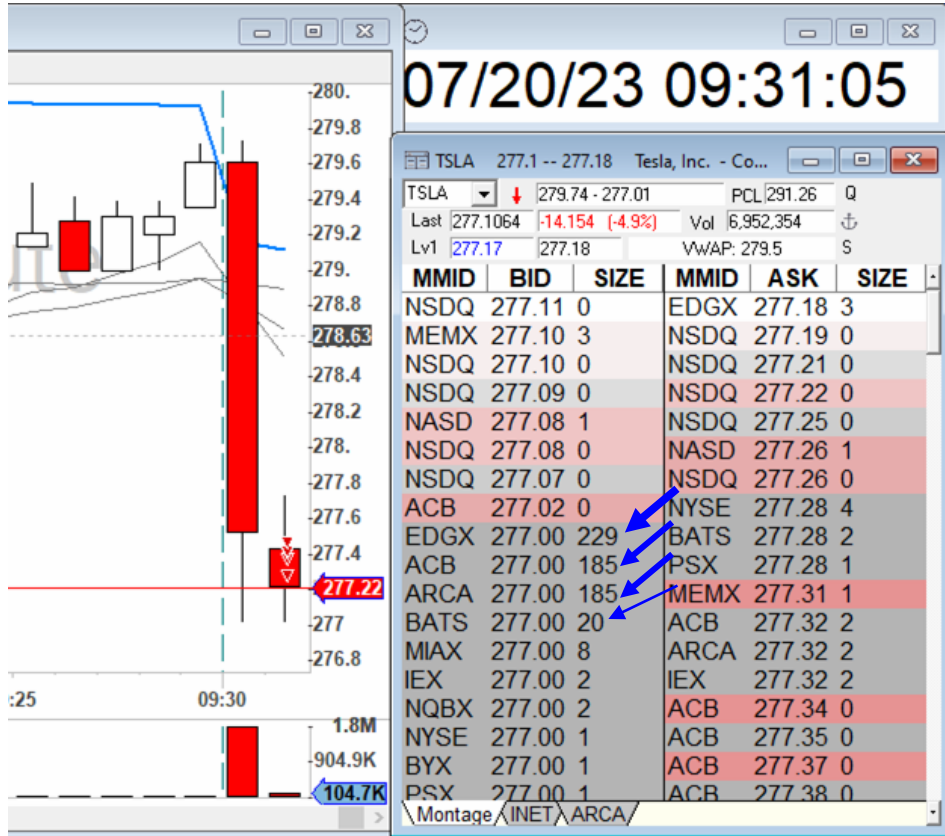
Price blasted through previously seen **Immediate** and **Underlying Bids**.

There is additional large **Underlying Bid** at \$121.70.



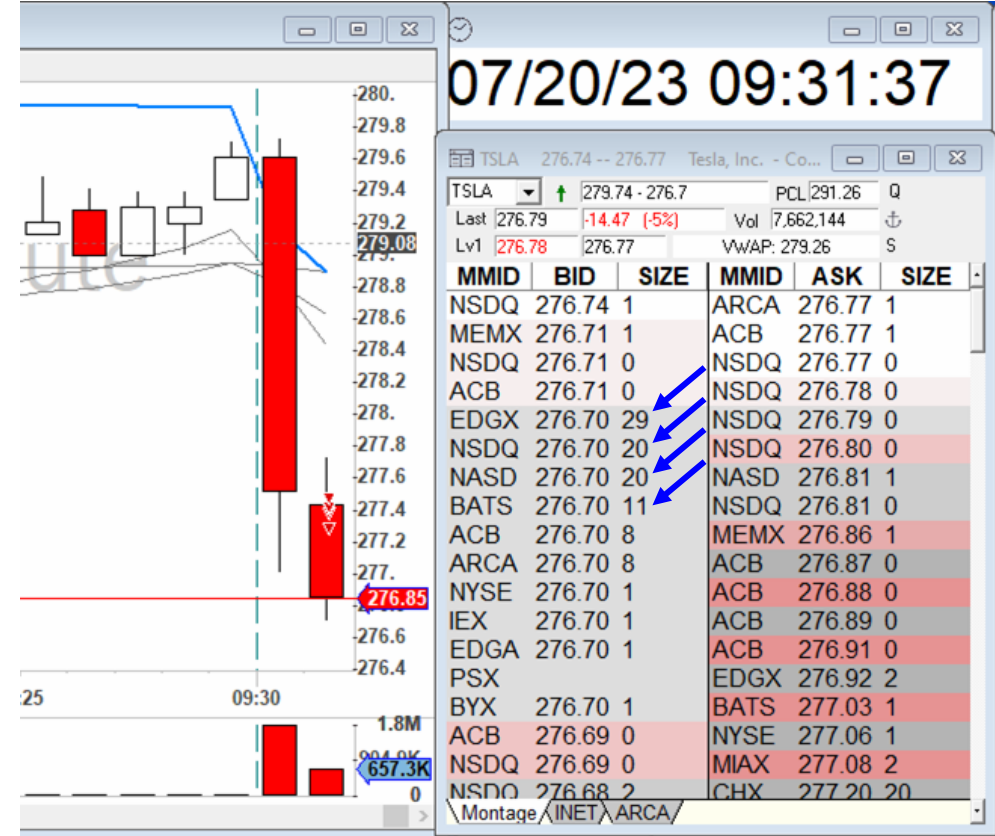
# Example on TSLA on 07/20/2023: **Bearish** price due to lower large Bids.

Current price is at **\$277.1064**



There are large **Underlying Bids** at \$277.00.

Current price is at **\$276.79**



Price blasted through previously seen **Underlying Bids**.

There are also additional large **Underlying Bids** at \$276.70.

# Example on AAPL on 09/26/2023: **Bearish** price due to lower large Bids.

Current price is at **\$173.02**



Current price is at **\$172.68**



There are large **Underlying Bids** at \$173.01, \$172.99, and \$172.89.



Price blasted through previously seen **Underlying Bids**.

# Example on TSLA on 07/20/2023: **Bearish** price due to lower large Bids.

Current price is at **\$277.1064**



There are large **Underlying Bids** at \$201.01, and \$201.00.

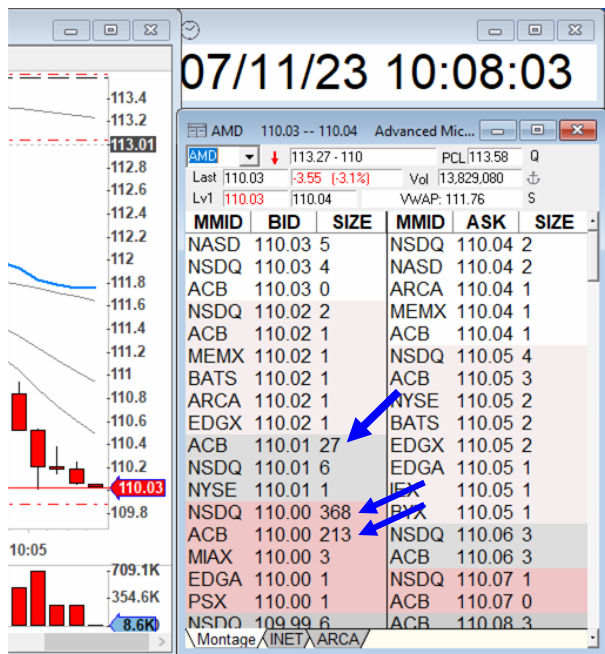
Current price is at **\$276.79**



Price blasted through previously seen **Underlying Bids**.

# Example on AMD on 07/11/2023: **Bearish** price due to higher large Bids.

Current price is at **\$110.03**



There are large **Underlying Bids** at \$110.01 and \$110.00.

Current price is at **110.015**



Large **Immediate Bids** at \$110.01 that do not show bearish stacking behavior. (They are not stepping up).

There are also large **Underlying Bids** at \$110.00.

Current price is at **\$109.8975**



Price blasted through previously seen large **Underlying Bids**.