

Liquidity Tracker Free



TRADING TERMINAL.COM
FROM BEAR BULL TRADERS

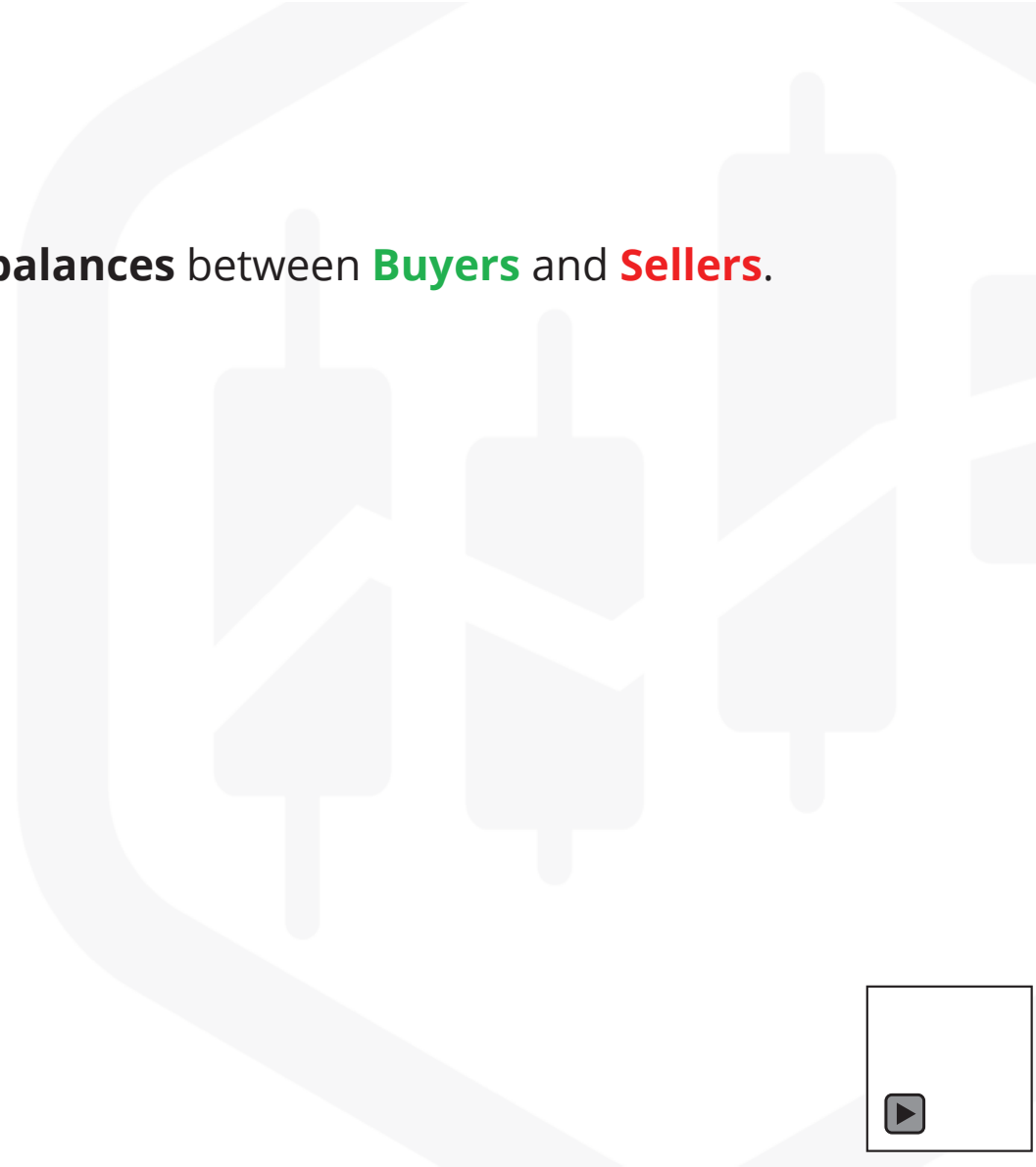
Presented by: RTrades (Roko)



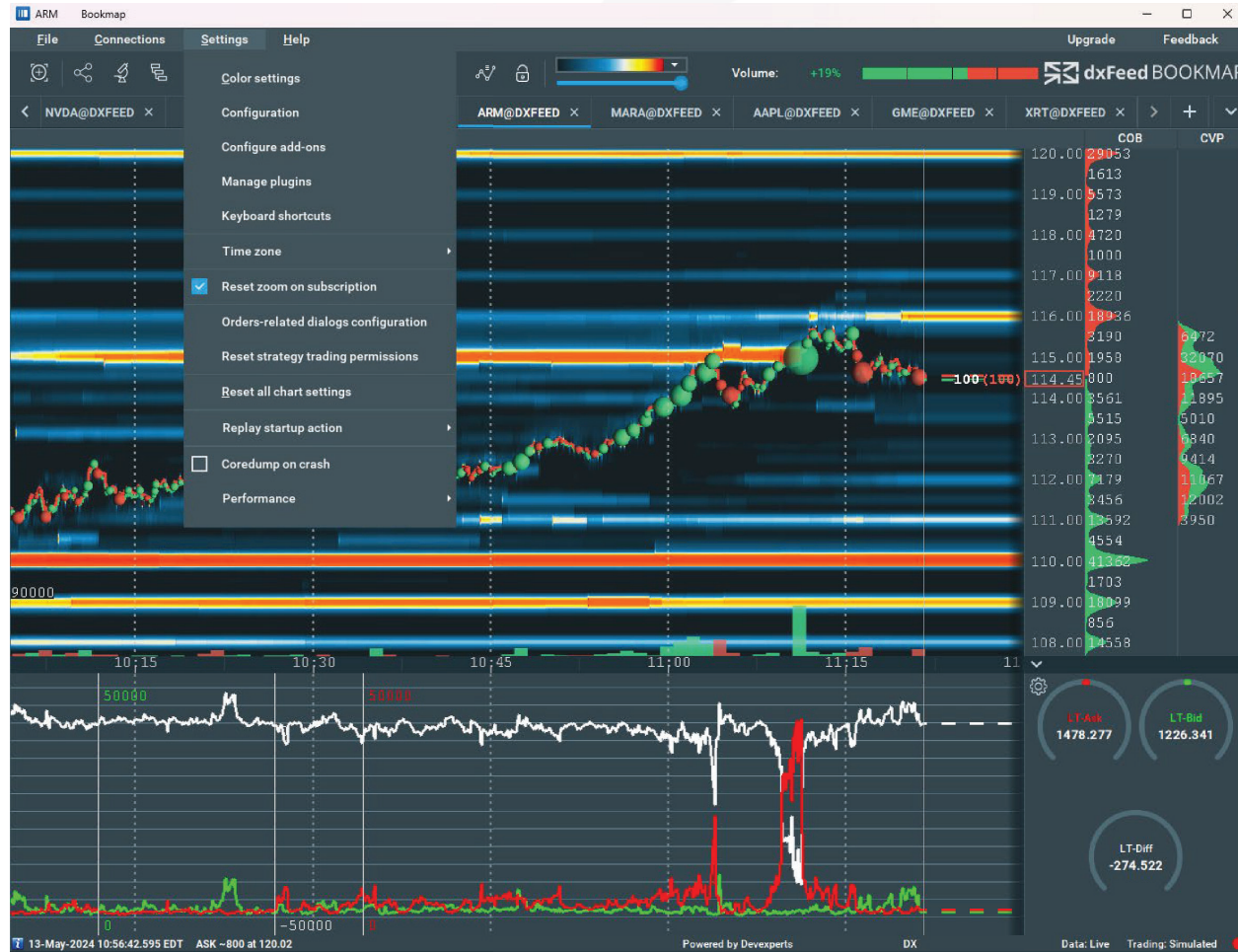
Outline

Indicators in Bookmap:

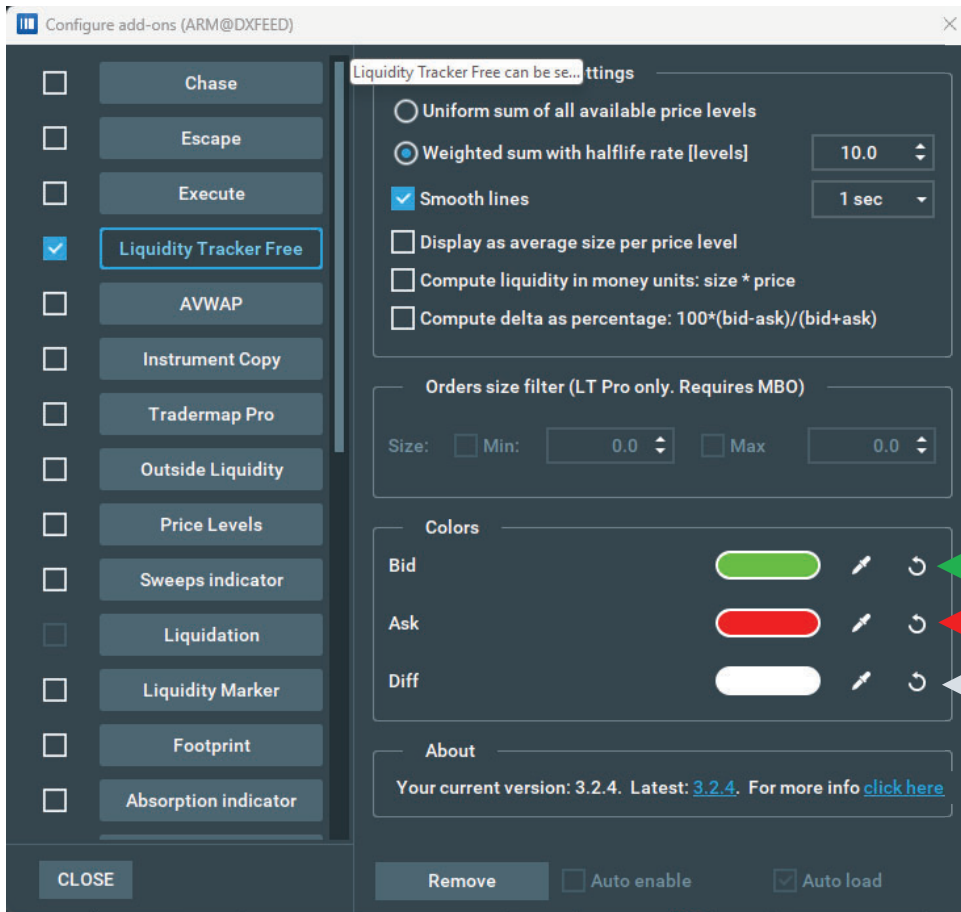
- Liquidity Tracker Free for tracking potential **Imbalances** between **Buyers** and **Sellers**.



Liquidity Tracker Free can be selected under tabs: “Settings → Configure add-ons”



Liquidity Tracker Free allows better understanding of historical and current liquidity of limit orders.



The **Liquidity tracker (LT)** keeps record of stock's total liquidity.

LT is showing both the current state and historical evolution of the **Buyers** (Bid; **green** or color of your choice) and **Ask** (Sellers; **red** or color of your choice) liquidity, and difference (white or color of your choice) between buyers and seller across the entire depth of the limit orders.

Bid
Ask
Difference



Liquidity Tracker Free complete view: **LT-Bid**, **LT-Ask**, and **Difference** on the chart.



Displayed in sub-chart widget panel.

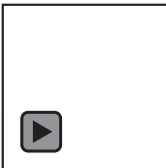


Liquidity Tracker Free complete view: **LT-Bid**, **LT-Ask**, and *Difference* on the chart.



Anomaly:


Aggressive sellers (large red 3D Bubble, but there is huge amount of bids (LT-Bid). In addition, the Difference (white) is far away from asks). This suggests **absorption** of sellers phenomenon and that price at least at this moment will have *hard time decreasing, going lower.*



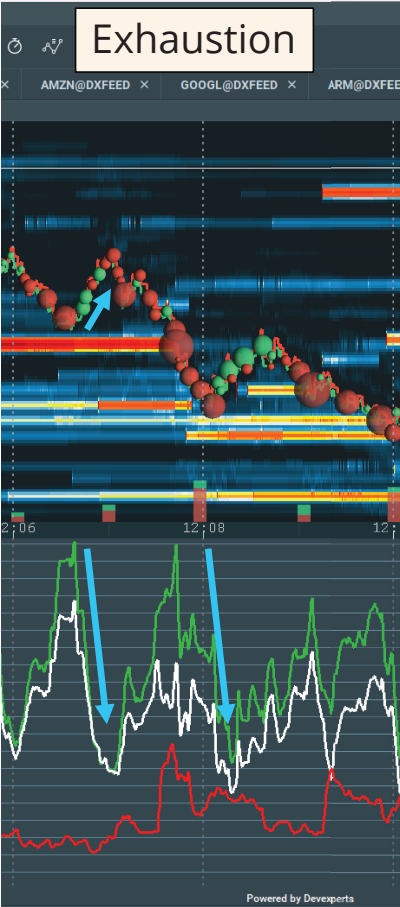
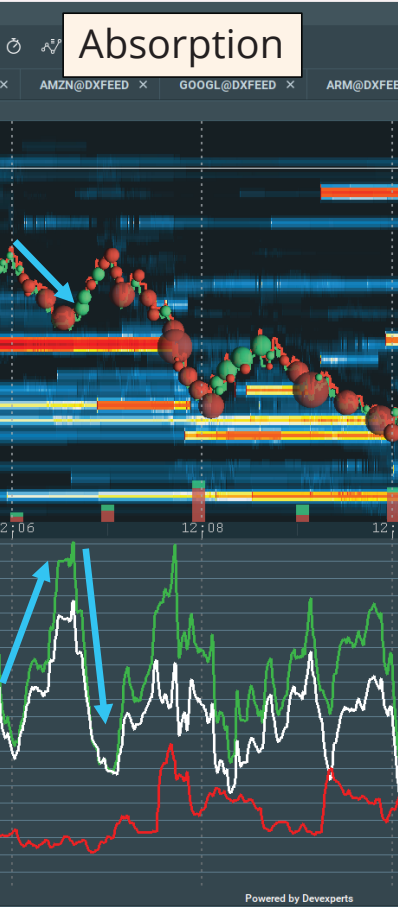
Liquidity Tracker Free: Anomaly supporting *Absorption* at large Limit Buy orders.



Anomaly:
Aggressive **red** sellers (large **red** 3D Bubble, but there is huge amount of **bids** (**LT-Bid**). In addition, the *Difference* (white) is far away from asks). This suggests **absorption** of sellers phenomenon and that price at least at this moment will have *hard time decreasing, going lower*.



Liquidity Tracker Free: Anomaly 2 supporting Absorption of sellers and then Exhaustion of buyers.



Summary

Indicators in Bookmap:

- **Liquidity Tracker Free** is useful tool for tracking potential **Imbalances** between **Buyers** and **Sellers**.
- **Liquidity Tracker Free** can support observation of **Absorption** or **Exhaustion** to increase the probability of the trade.

